

Aurora Fire District

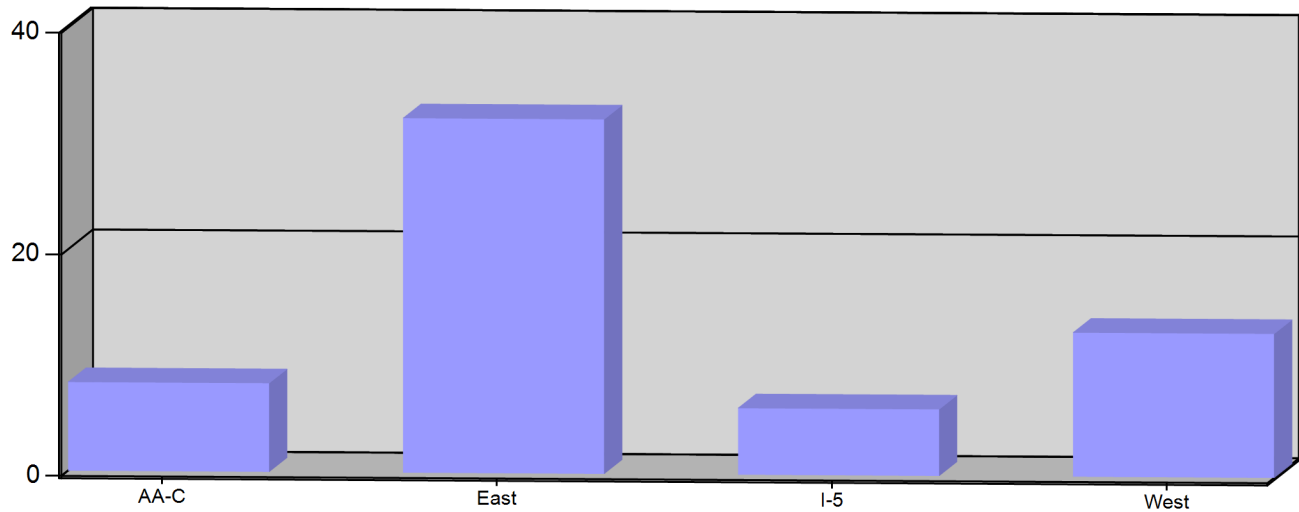
Aurora, OR

This report was generated on 7/2/2020 9:56:00 AM



Incident Count per Zone for Date Range

Start Date: 06/01/2020 | End Date: 06/30/2020



| ZONE | # INCIDENTS |
|----------------------------|-------------|
| AA-C - Assist Agency-Canby | 8 |
| East - East of I-5 | 32 |
| I-5 - On Interstate 5 | 6 |
| West - West of I-5 | 13 |
| TOTAL: | 59 |

Zone information is defined on the Basic Info 3 screen of an incident. Only REVIEWED incidents included.
Archived Zones cannot be unarchived.

Aurora Fire District

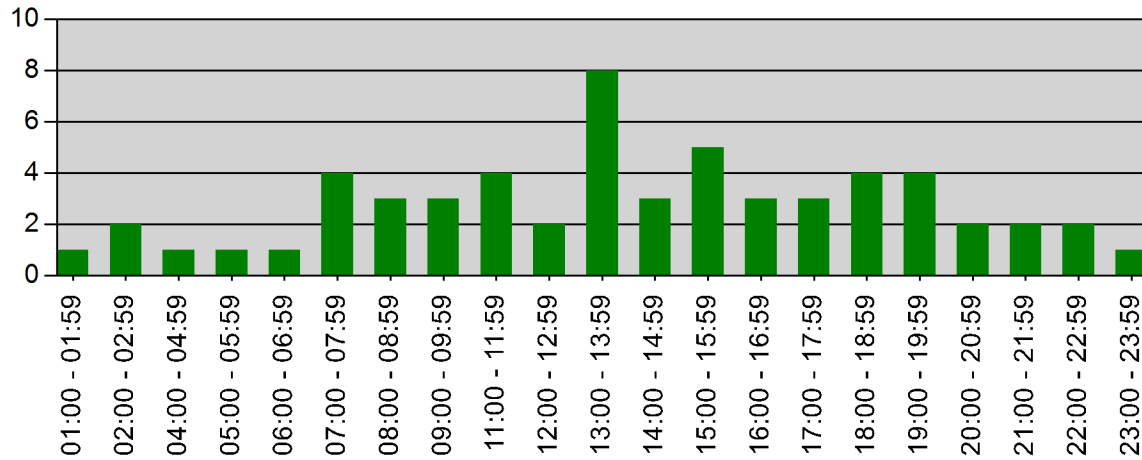
Aurora, OR

This report was generated on 7/2/2020 9:55:17 AM



Incidents by Hour for Date Range

Start Date: 06/01/2020 | End Date: 06/30/2020



| Hour | # of CALLS |
|---------------|------------|
| 01:00 - 01:59 | 1 |
| 02:00 - 02:59 | 2 |
| 04:00 - 04:59 | 1 |
| 05:00 - 05:59 | 1 |
| 06:00 - 06:59 | 1 |
| 07:00 - 07:59 | 4 |
| 08:00 - 08:59 | 3 |
| 09:00 - 09:59 | 3 |
| 11:00 - 11:59 | 4 |
| 12:00 - 12:59 | 2 |
| 13:00 - 13:59 | 8 |
| 14:00 - 14:59 | 3 |
| 15:00 - 15:59 | 5 |
| 16:00 - 16:59 | 3 |
| 17:00 - 17:59 | 3 |
| 18:00 - 18:59 | 4 |
| 19:00 - 19:59 | 4 |
| 20:00 - 20:59 | 2 |
| 21:00 - 21:59 | 2 |

Only REVIEWED incidents included



**EMERGENCY
REPORTING**

emergencyreporting.com

Doc Id: 19

Page # 1

| HOUR | # of CALLS |
|---------------|------------|
| 22:00 - 22:59 | 2 |
| 23:00 - 23:59 | 1 |

Only REVIEWED incidents included



**EMERGENCY
REPORTING**

emergencyreporting.com

Doc Id: 19

Page # 2

Aurora Fire District

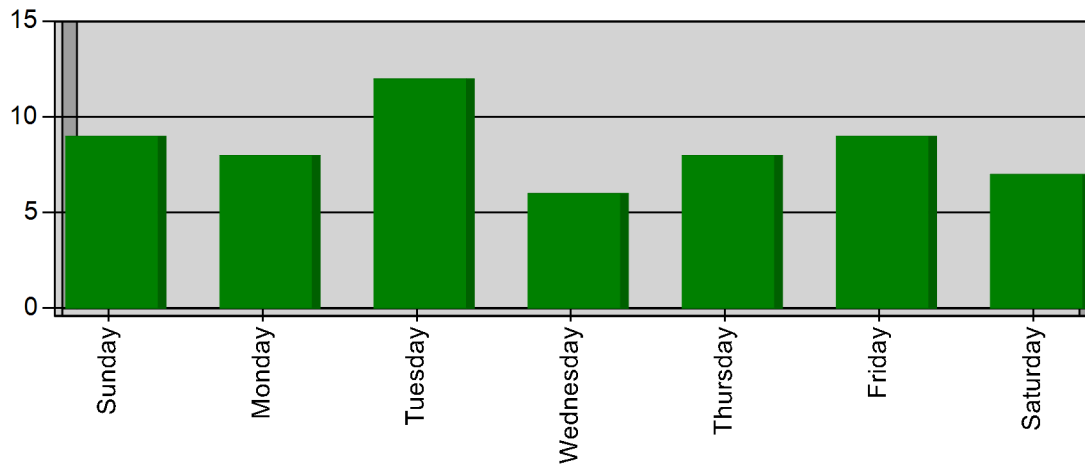
Aurora, OR

This report was generated on 7/2/2020 9:56:38 AM



Incidents by Day of the Week for Date Range

Start Date: 06/01/2020 | End Date: 06/30/2020



| DAY OF THE WEEK | # INCIDENTS |
|-----------------|-------------|
| Sunday | 9 |
| Monday | 8 |
| Tuesday | 12 |
| Wednesday | 6 |
| Thursday | 8 |
| Friday | 9 |
| Saturday | 7 |
| TOTAL | 59 |

Only REVIEWED incidents included



**EMERGENCY
REPORTING**

emergencyreporting.com

Doc Id: 445

Page # 1

Aurora Fire District

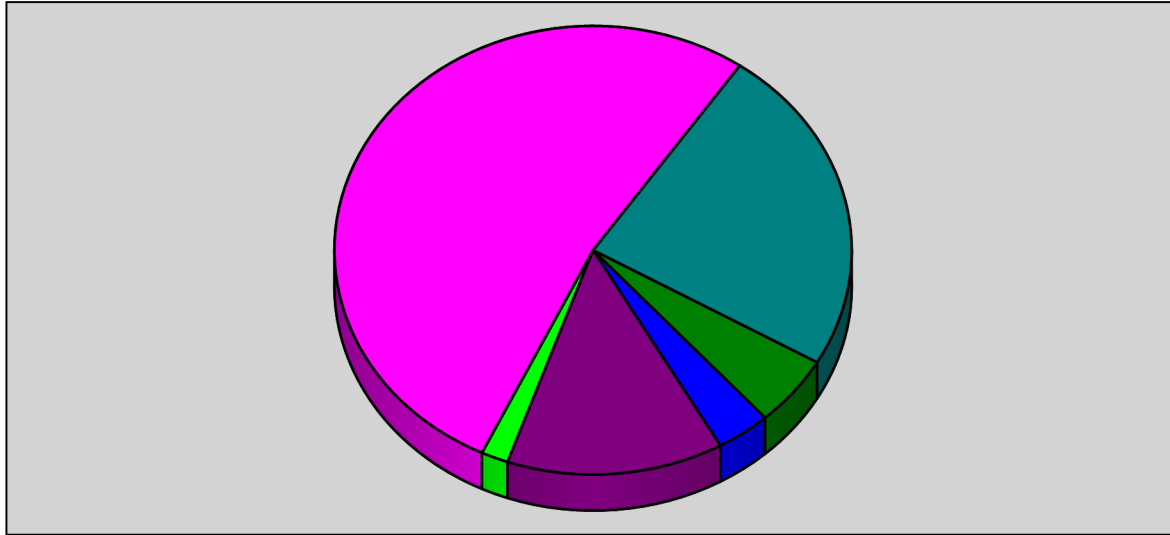
Aurora, OR

This report was generated on 7/2/2020 9:57:06 AM



Major Incident Types by Month for Date Range

Start Date: 06/01/2020 | End Date: 06/30/2020



| | | |
|--------------------------|---|--------------|
| False Alarm & False Call | Hazardous Condition (No Fire) | Service Call |
| Fire | Rescue & Emergency Medical Service Incident | |
| Good Intent Call | | |

| INCIDENT TYPE | JUN | TOTAL |
|---|-----------|-----------|
| False Alarm & False Call | 3 | 3 |
| Fire | 2 | 2 |
| Good Intent Call | 8 | 8 |
| Hazardous Condition (No Fire) | 1 | 1 |
| Rescue & Emergency Medical Service Incident | 31 | 31 |
| Service Call | 14 | 14 |
| Total | 59 | 59 |

Only REVIEWED incidents included



**EMERGENCY
REPORTING**

emergencyreporting.com

Doc Id: 495

Page # 1