

Aurora Fire District

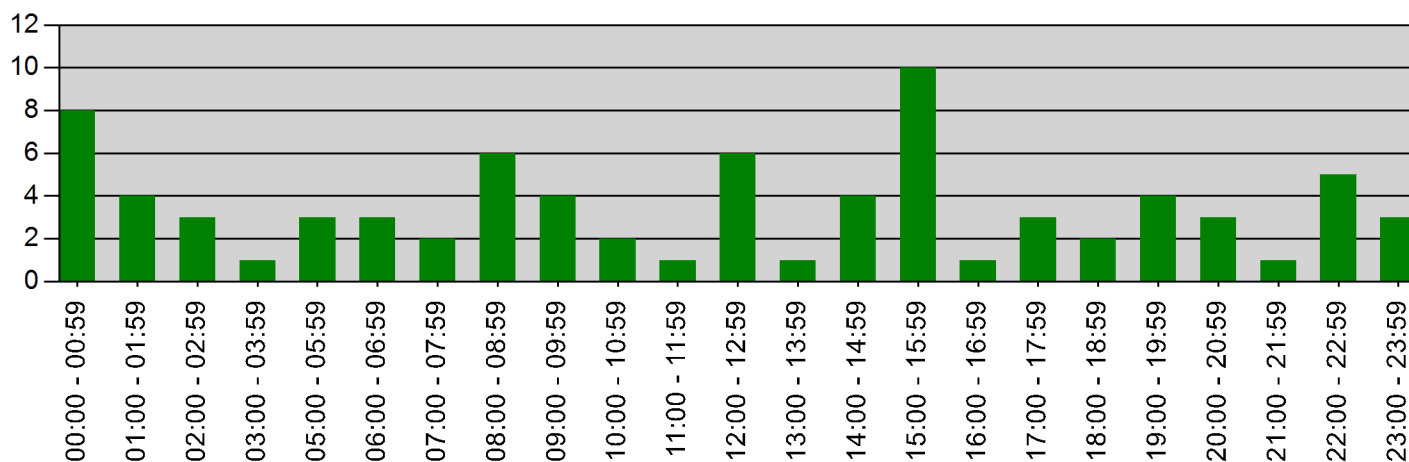
Aurora, OR

This report was generated on 2/1/2021 9:13:09 AM



Incidents by Hour for Date Range

Start Date: 01/01/2021 | End Date: 01/31/2021



HOUR	# of CALLS
00:00 - 00:59	8
01:00 - 01:59	4
02:00 - 02:59	3
03:00 - 03:59	1
04:00 - 04:59	0
05:00 - 05:59	3
06:00 - 06:59	3
07:00 - 07:59	2
08:00 - 08:59	6
09:00 - 09:59	4
10:00 - 10:59	2
11:00 - 11:59	1
12:00 - 12:59	6
13:00 - 13:59	1
14:00 - 14:59	4
15:00 - 15:59	10
16:00 - 16:59	1
17:00 - 17:59	3
18:00 - 18:59	2
19:00 - 19:59	4
20:00 - 20:59	3
21:00 - 21:59	1
22:00 - 22:59	5
23:00 - 23:59	3

Only REVIEWED incidents included

Aurora Fire District

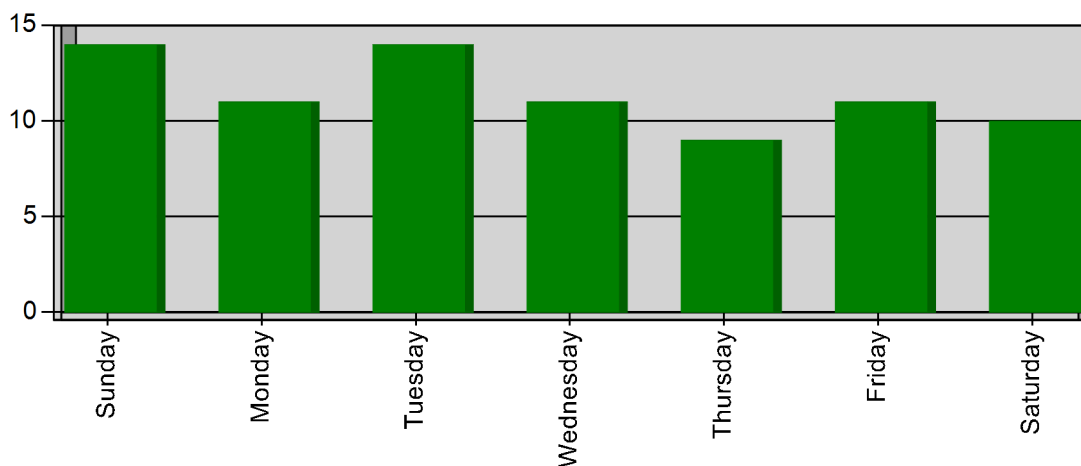
Aurora, OR

This report was generated on 2/1/2021 9:14:35 AM



Incidents by Day of the Week for Date Range

Start Date: 01/01/2021 | End Date: 01/31/2021



DAY OF THE WEEK	# INCIDENTS
Sunday	14
Monday	11
Tuesday	14
Wednesday	11
Thursday	9
Friday	11
Saturday	10
TOTAL	80

Only REVIEWED incidents included

Aurora Fire District

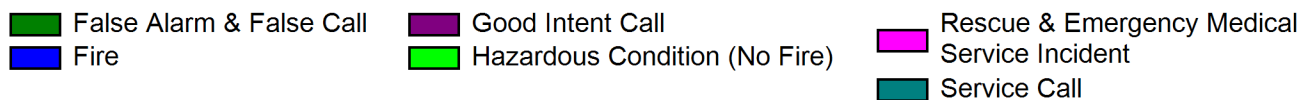
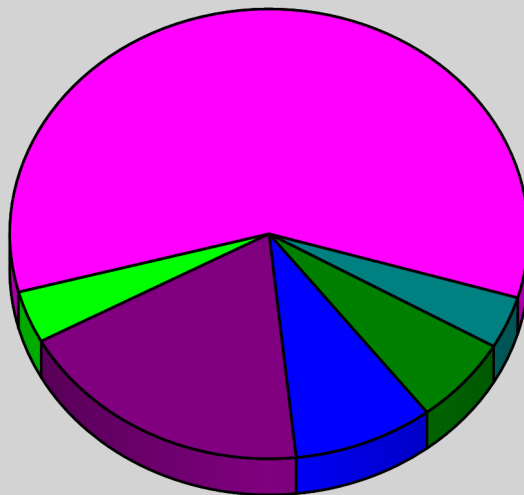
Aurora, OR

This report was generated on 2/1/2021 9:15:03 AM



Major Incident Types by Month for Date Range

Start Date: 01/01/2021 | End Date: 01/31/2021



INCIDENT TYPE	JAN	TOTAL
False Alarm & False Call	5	5
Fire	7	7
Good Intent Call	15	15
Hazardous Condition (No Fire)	3	3
Rescue & Emergency Medical Service Incident	47	47
Service Call	3	3
Total	80	80

Only REVIEWED incidents included



emergencyreporting.com

Doc Id: 495

Page # 1 of 1

City Council

February 9, 2021

Aurora Fire District

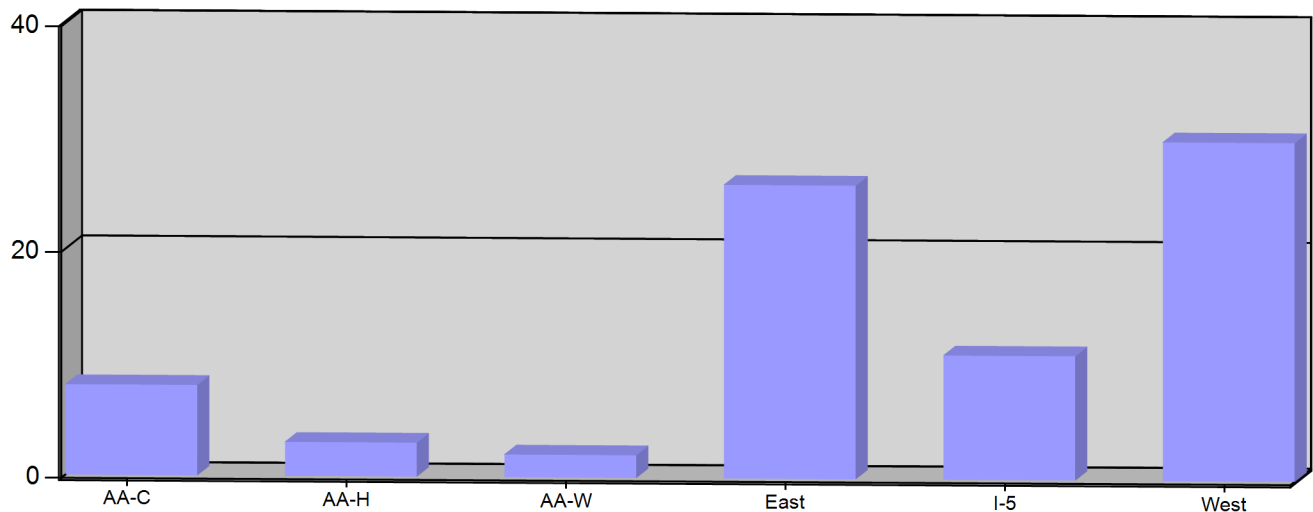
Aurora, OR

This report was generated on 2/1/2021 9:14:02 AM



Incident Count per Zone for Date Range

Start Date: 01/01/2021 | End Date: 01/31/2021



ZONE	# INCIDENTS
AA-C - Assist Agency-Canby	8
AA-H - Assist Agency-Hubbard	3
AA-W - Assist Agency-Woodburn	2
East - East of I-5	26
I-5 - On Interstate 5	11
West - West of I-5	30
TOTAL:	80

Zone information is defined on the Basic Info 3 screen of an incident. Only REVIEWED incidents included. Archived Zones cannot be unarchived.