

Aurora Fire District

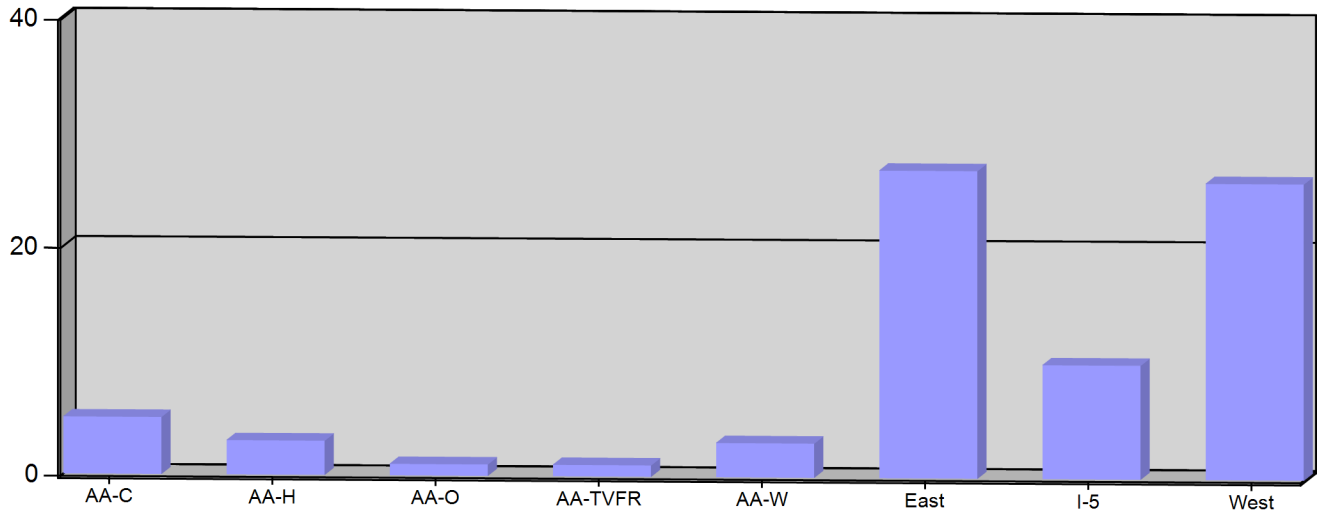
Aurora, OR

This report was generated on 4/6/2021 11:25:17 AM



Incident Count per Zone for Date Range

Start Date: 03/01/2021 | End Date: 03/31/2021



ZONE	# INCIDENTS
AA-C - Assist Agency-Canby	5
AA-H - Assist Agency-Hubbard	3
AA-O - Assist Agency-OTHER	1
AA-TVFR - Assist Agency-TVFR	1
AA-W - Assist Agency-Woodburn	3
East - East of I-5	27
I-5 - On Interstate 5	10
West - West of I-5	26
TOTAL:	76

Zone information is defined on the Basic Info 3 screen of an incident. Only REVIEWED incidents included. Archived Zones cannot be unarchived.



emergencyreporting.com

Doc Id: 270

Page # 1 of 1

Aurora Fire District


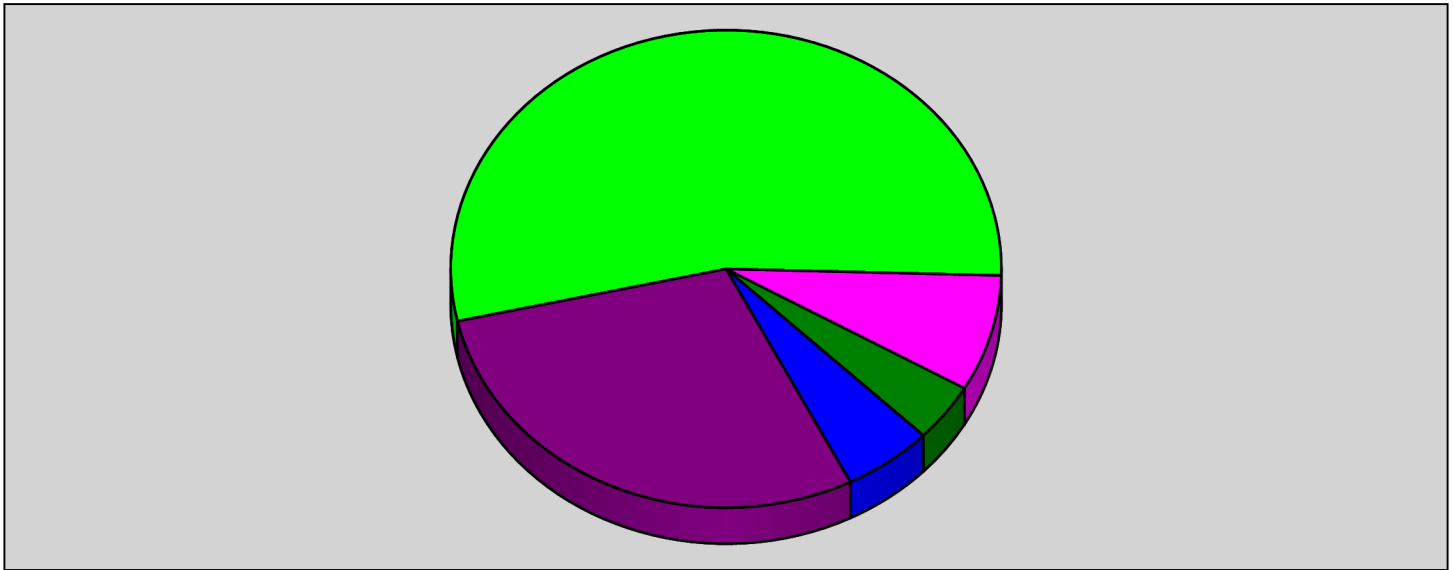
Aurora, OR

This report was generated on 4/6/2021 11:26:14 AM



Major Incident Types by Month for Date Range

Start Date: 03/01/2021 | End Date: 03/31/2021



INCIDENT TYPE	MAR	TOTAL
False Alarm & False Call	3	3
Fire	4	4
Good Intent Call	22	22
Rescue & Emergency Medical Service Incident	41	41
Service Call	6	6
Total	76	76

Only REVIEWED incidents included



emergencyreporting.com

Doc Id: 495

Page # 1 of 1

Aurora Fire District

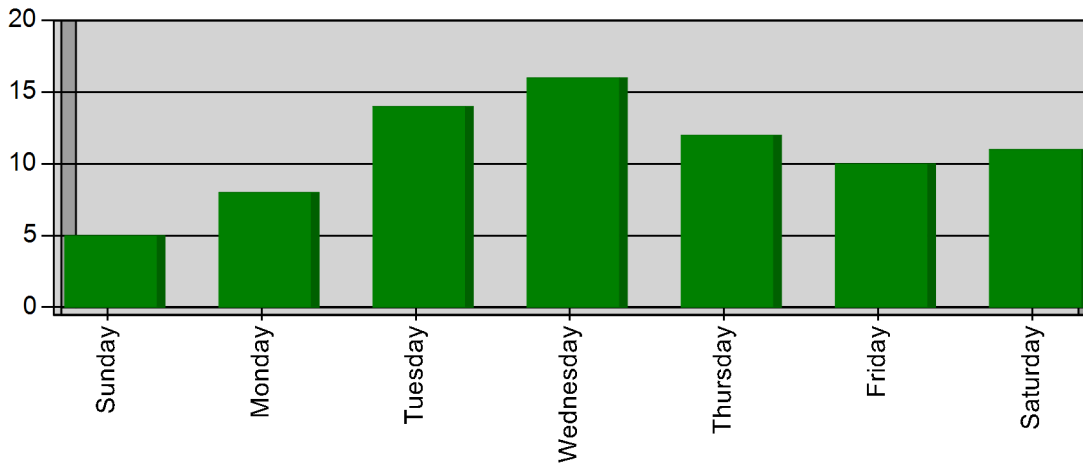
Aurora, OR

This report was generated on 4/6/2021 11:25:45 AM



Incidents by Day of the Week for Date Range

Start Date: 03/01/2021 | End Date: 03/31/2021



DAY OF THE WEEK	# INCIDENTS
Sunday	5
Monday	8
Tuesday	14
Wednesday	16
Thursday	12
Friday	10
Saturday	11
TOTAL	76

Only REVIEWED incidents included



Aurora Fire District

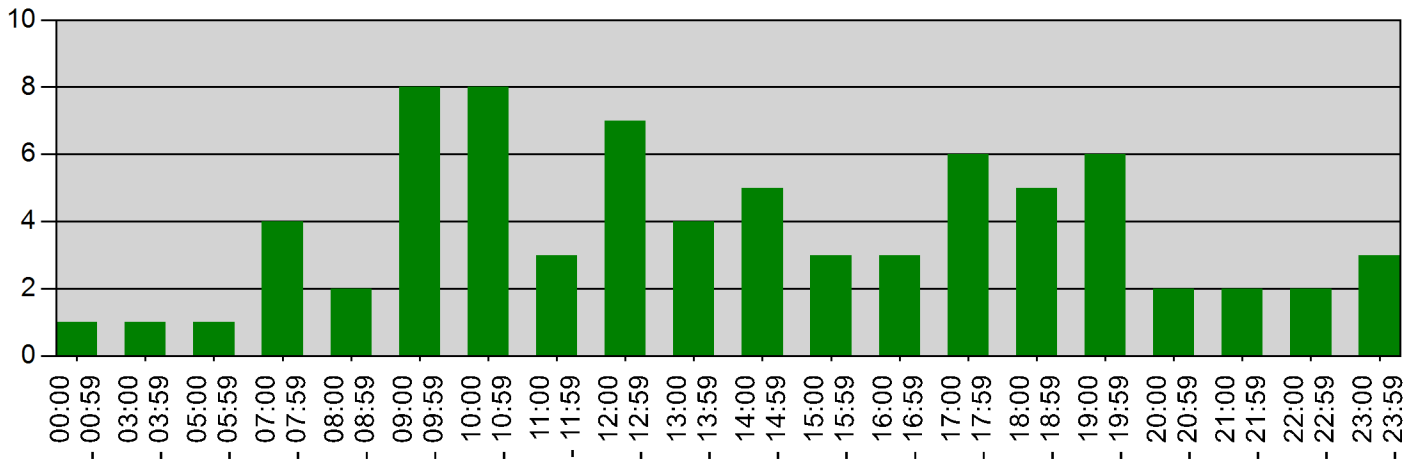
Aurora, OR

This report was generated on 4/6/2021 11:24:25 AM



Incidents by Hour for Date Range

Start Date: 03/01/2021 | End Date: 03/31/2021



HOUR	# of CALLS
00:00 - 00:59	1
03:00 - 03:59	1
05:00 - 05:59	1
07:00 - 07:59	4
08:00 - 08:59	2
09:00 - 09:59	8
10:00 - 10:59	8
11:00 - 11:59	3
12:00 - 12:59	7
13:00 - 13:59	4
14:00 - 14:59	5
15:00 - 15:59	3
16:00 - 16:59	3
17:00 - 17:59	6
18:00 - 18:59	5
19:00 - 19:59	6
20:00 - 20:59	2
21:00 - 21:59	2
22:00 - 22:59	2
23:00 - 23:59	3

Only REVIEWED incidents included

