

Aurora Fire District

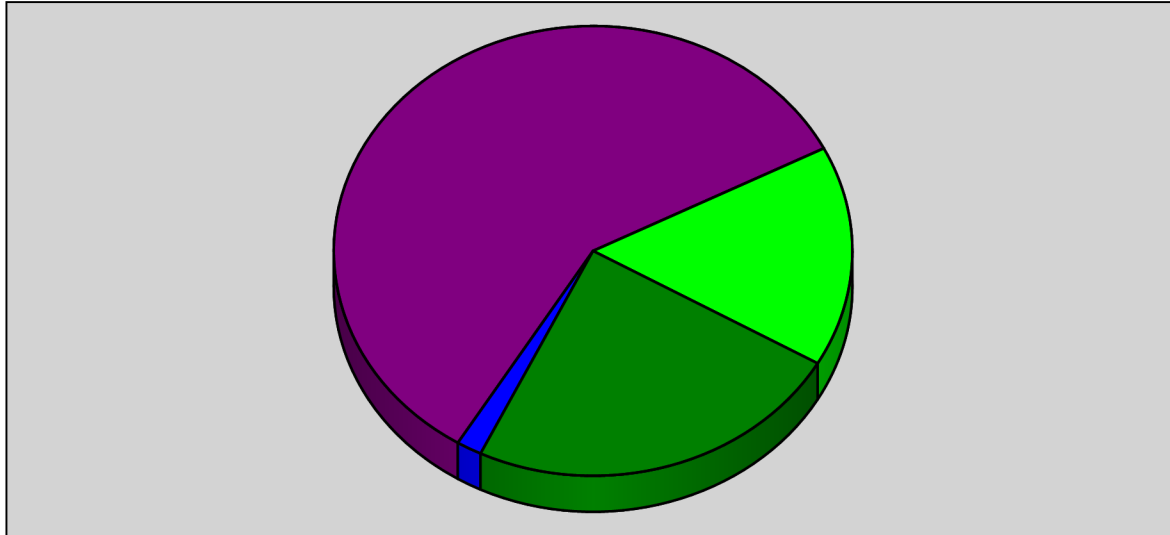
Aurora, OR

This report was generated on 4/2/2020 9:34:51 AM



Major Incident Types by Month for Date Range

Start Date: 03/01/2020 | End Date: 03/31/2020



 Good Intent Call	 Rescue & Emergency Medical Service Incident
 Hazardous Condition (No Fire)	 Service Call

INCIDENT TYPE	MAR	TOTAL
Good Intent Call	15	15
Hazardous Condition (No Fire)	1	1
Rescue & Emergency Medical Service Incident	37	37
Service Call	10	10
Total	63	63

Only REVIEWED incidents included



**EMERGENCY
REPORTING**

emergencyreporting.com

Doc Id: 495

Page # 1

Aurora Fire District

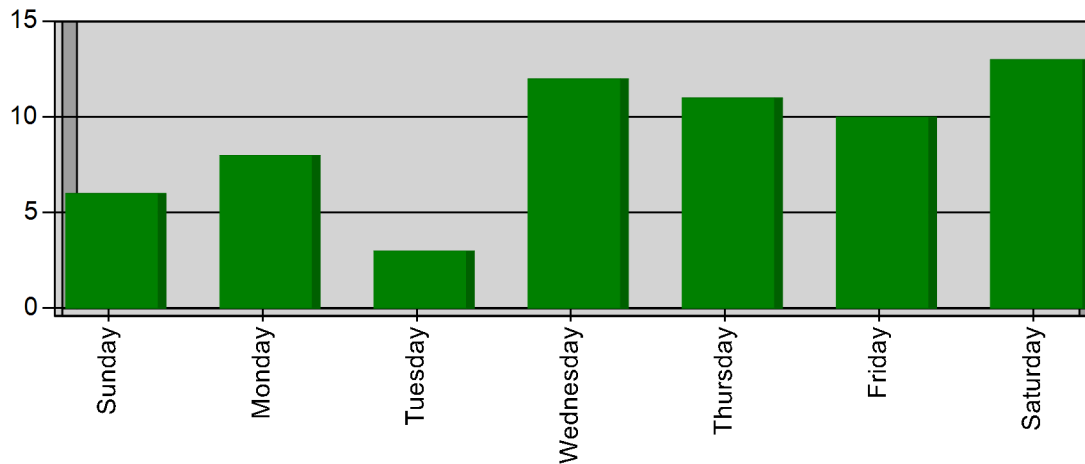
Aurora, OR

This report was generated on 4/2/2020 9:34:27 AM



Incidents by Day of the Week for Date Range

Start Date: 03/01/2020 | End Date: 03/31/2020



DAY OF THE WEEK	# INCIDENTS
Sunday	6
Monday	8
Tuesday	3
Wednesday	12
Thursday	11
Friday	10
Saturday	13
TOTAL	63

Only REVIEWED incidents included



**EMERGENCY
REPORTING**

emergencyreporting.com

Doc Id: 445

Page # 1

Aurora Fire District

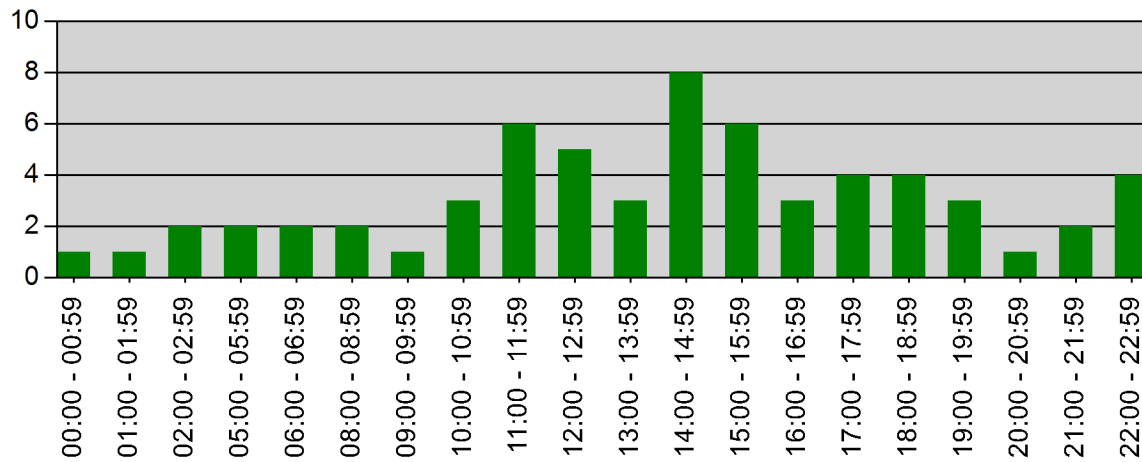
Aurora, OR

This report was generated on 4/2/2020 9:32:36 AM



Incidents by Hour for Date Range

Start Date: 03/01/2020 | End Date: 03/31/2020



Hour	# of CALLS
00:00 - 00:59	1
01:00 - 01:59	1
02:00 - 02:59	2
03:00 - 03:59	2
04:00 - 04:59	2
05:00 - 05:59	2
06:00 - 06:59	2
07:00 - 07:59	2
08:00 - 08:59	2
09:00 - 09:59	1
10:00 - 10:59	3
11:00 - 11:59	6
12:00 - 12:59	5
13:00 - 13:59	3
14:00 - 14:59	8
15:00 - 15:59	6
16:00 - 16:59	3
17:00 - 17:59	4
18:00 - 18:59	4
19:00 - 19:59	3
20:00 - 20:59	1
21:00 - 21:59	2

Only REVIEWED incidents included



**EMERGENCY
REPORTING**

emergencyreporting.com

Doc Id: 19

Page # 1

HOUR	# of CALLS
22:00 - 22:59	4

Only REVIEWED incidents included



**EMERGENCY
REPORTING**

emergencyreporting.com

Doc Id: 19

Page # 2

Aurora Fire District

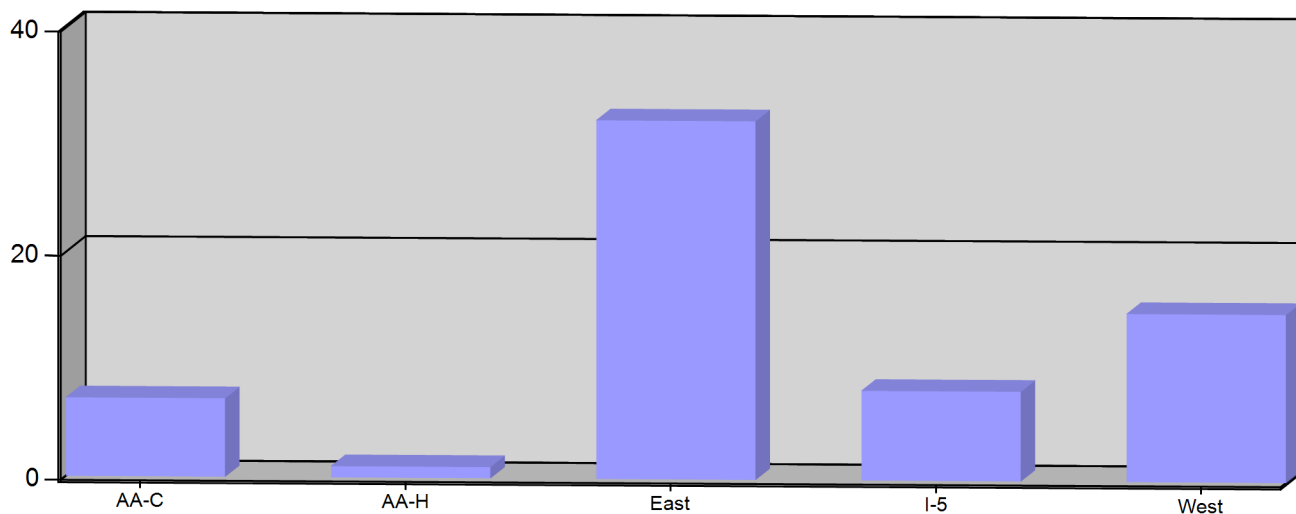
Aurora, OR

This report was generated on 4/2/2020 9:33:51 AM



Incident Count per Zone for Date Range

Start Date: 03/01/2020 | End Date: 03/31/2020



ZONE	# INCIDENTS
AA-C - Assist Agency-Canby	7
AA-H - Assist Agency-Hubbard	1
East - East of I-5	32
I-5 - On Interstate 5	8
West - West of I-5	15
TOTAL:	63

Zone information is defined on the Basic Info 3 screen of an incident. Only REVIEWED incidents included. Archived Zones cannot be unarchived.